



# GOOGLE ASSISTANT SET UP INSTRUCTIONS

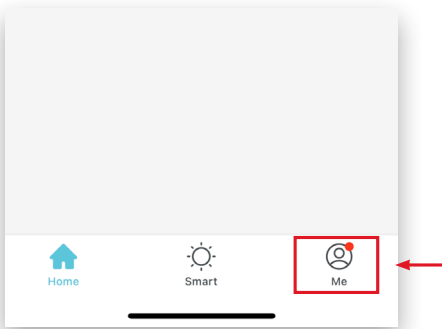
## Adding Google Assistant to Smart Products

Adding Brilliance Smart to the Google Home app will allow users to turn on and turn off lights without a remote. Just say *“Ok Google, turn on the lights.”*

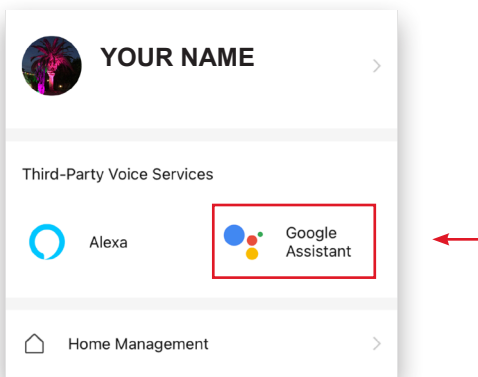
1. Download **Brilliance Smart** from the Apple App Store or Google Play by scanning the QR code. Register for an account if you are a first time user.



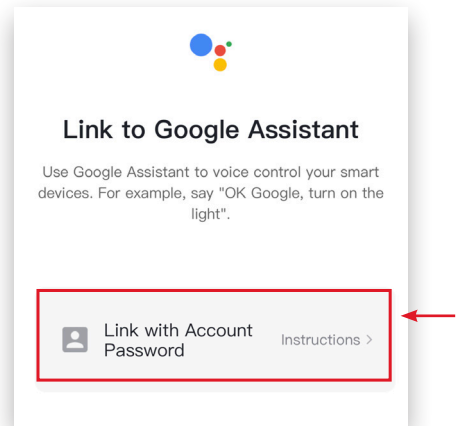
2. Open the Brilliance Smart app and tap the **Me** button in the lower right corner.



3. Select **Google Assistant** from the menu.



4. Select **Link with Account Password**.



5. Follow the instructions on the Brilliance Smart Application.

