



VB-06



VB-04



VB-05



VB-11



VB-09



VB-01

BRILLIANCE VERSA BEAM




VB-08



VB-02



VB-01 | Cap



Includes Cap, Light Engine, Optics (15°, 30°, 60°), Honeycomb Louver, & Bamboo/Polypropylene Mounting Stake

	2700K	3000K
Brass	VB-01-BR-2700	VB-01-BR-3000
Black Brass	VB-01-BK-2700	VB-01-BK-3000
Nickel	VB-01-NI-2700	VB-01-NI-3000
Weathered Brass	VB-01-WB-2700	VB-01-WB-3000



VB-06 | Perforated Shield



Includes Perforated Shield, Light Engine, & Hanging Loop

	2700K	3000K
Brass	VB-06-BR-2700	VB-06-BR-3000
Black Brass	VB-06-BK-2700	VB-06-BK-3000
Nickel	VB-06-NI-2700	VB-06-NI-3000
Weathered Brass	VB-06-WB-2700	VB-06-WB-3000



VB-04 | 6" Acrylic Bubble Rod




Includes 6" Acrylic Bubble Rod, Light Engine, Hanging Loop, & Bamboo/Polypropylene Mounting Stake

	2700K	3000K
Brass	VB-04-BR-2700	VB-04-BR-3000
Black Brass	VB-04-BK-2700	VB-04-BK-3000
Nickel	VB-04-NI-2700	VB-04-NI-3000
Weathered Brass	VB-04-WB-2700	VB-04-WB-3000



VB-05 | 12" Acrylic Bubble Rod



Includes 12" Acrylic Bubble Rod, Light Engine, Hanging Loop, & Bamboo/Polypropylene Mounting Stake

	2700K	3000K
Brass	VB-05-BR-2700	VB-05-BR-3000
Black Brass	VB-05-BK-2700	VB-05-BK-3000
Nickel	VB-05-NI-2700	VB-05-NI-3000
Weathered Brass	VB-05-WB-2700	VB-05-WB-3000



VB-11 | Knuckle, Shield, Cap



Includes Knuckle, Shield, Cap, Light Engine, Optics (15°, 30°, 60°), Honeycomb Louver, & Bamboo/Polypropylene Mounting Stake

	2700K	3000K
Brass	VB-11-BR-2700	VB-11-BR-3000
Black Brass	VB-11-BK-2700	VB-11-BK-3000
Nickel	VB-11-NI-2700	VB-11-NI-3000
Weathered Brass	VB-11-WB-2700	VB-11-WB-3000



VB-02 | Round Flange



Includes Round Flange, Light Engine, Optics (15°, 30°, 60°), & Honeycomb Louver

	2700K	3000K
Brass	VB-02-BR-2700	VB-02-BR-3000
Black Brass	VB-02-BK-2700	VB-02-BK-3000
Nickel	VB-02-NI-2700	VB-02-NI-3000
Weathered Brass	VB-02-WB-2700	VB-02-WB-3000



VB-03 | Square Flange



Includes Square Flange, Light Engine, Optics (15°, 30°, 60°), & Honeycomb Louver

	2700K	3000K
Brass	VB-03-BR-2700	VB-03-BR-3000
Black Brass	VB-03-BK-2700	VB-03-BK-3000
Nickel	VB-03-NI-2700	VB-03-NI-3000
Weathered Brass	VB-03-WB-2700	VB-03-WB-3000



VB-07 | Round 4 Window



Includes Round 4 Window, Light Engine

	2700K	3000K
Brass	VB-07-BR-2700	VB-07-BR-3000
Black Brass	VB-07-BK-2700	VB-07-BK-3000
Nickel	VB-07-NI-2700	VB-07-NI-3000
Weathered Brass	VB-07-WB-2700	VB-07-WB-3000



VB-08 | Square 4 Window



Includes Square 4 Window, Light Engine

	2700K	3000K
Brass	VB-08-BR-2700	VB-08-BR-3000
Black Brass	VB-08-BK-2700	VB-08-BK-3000
Nickel	VB-08-NI-2700	VB-08-NI-3000
Weathered Brass	VB-08-WB-2700	VB-08-WB-3000



VB-09 | Round Eyebrow




Includes Round Eyebrow, Light Engine

	2700K	3000K
Brass	VB-09-BR-2700	VB-09-BR-3000
Black Brass	VB-09-BK-2700	VB-09-BK-3000
Nickel	VB-09-NI-2700	VB-09-NI-3000
Weathered Brass	VB-09-WB-2700	VB-09-WB-3000



VB-10 | Square Eyebrow



Includes Square Eyebrow, Light Engine

	2700K	3000K
Brass	VB-10-BR-2700	VB-10-BR-3000
Black Brass	VB-10-BK-2700	VB-10-BK-3000
Nickel	VB-10-NI-2700	VB-10-NI-3000
Weathered Brass	VB-10-WB-2700	VB-10-WB-3000

VERSA BEAM

Modular Integrated Light



Light Engine for Versa Beam Accessories

3W, 180 Lumen Output, 8-15 VAC, and 90 CRI

Available in Brass, Black Brass, Nickel and Weathered Brass

Available in 2700K or 3000K

12' Lead of 18 Gauge Direct Burial Wire

Use for Areas with Elevation Changes, Hardscape, Hanging, or Overall Landscape Lighting

Dimmable with Most Magnetic Transformers

ETL Certified for UL 1838 and CSA C22.2 Standards



Configuration Options

- Cap for up lighting
- Knuckle, Shield, and Cap for directional lighting, up lighting, or down lighting if used with a standard mount
- Round/Square Flange for up lighting, path marker lighting, or recessed lighting
- Round/Square with 4 Windows for path marker lighting
- Round/Square with Eyebrow for path marker lighting and hardscape accent lighting
- Acrylic Bubble Rods in 6 inches and 12 inches for down lighting and ornamental lighting
- Perforated Shield for down lighting and accent lighting

For more information on the Versa Beam, visit:
brillianceled.com/versabeam

Brilliance | brillianceled.com | 800.867.2108

Follow us on social media: [brilliance.led](https://www.instagram.com/brilliance.led) Brilliance LED, LLC

